

In This Issue:

The Most Dangerous Time to Drive
 Steps to Improve Night Driving Safety
 More Critical Tips for Safe Driving at Night
 Is Your Fleet Prepared for Night Driving?
 Defensive Driving at Night

Is this email not displaying correctly?

[View it in your browser.](#)

Upcoming Events:

Driver Appreciation Week is Sept. 8-14
 CVSA's Brake Safety Week is Sept. 15-21
 Register Now to Attend an Idealease/NPTC Safety Seminar this Fall



The Most Dangerous Time to Drive



August 9th, 2019

UPCOMING EVENTS:

Driver Appreciation Week is Sept
8-14th



According to data collected in 2018, the most dangerous times to drive are the late afternoon and early evening: 6,201 accidents occurred between 4:00 p.m. and 6:59 p.m., followed by 6,067 between 7:00 p.m. and 9:59 p.m. By contrast, the fewest fatalities (3,345) occurred during the morning hours between 7:00 a.m. and 9:59 a.m.

Shorter days, fatigue, compromised night vision, rush hour and impaired drivers all contribute to making driving at night more dangerous than any other time of day. Although only 15% of vehicle miles are clocked between 7pm and 7am, according to a recent study, the risk of a fatal crash is three times greater at night and account for almost a third of road injuries and deaths.

Many drivers believe there is safety to be found in the reduced traffic of night driving and may be unaware of how to deal with the many other challenges of driving at night. Depth perception, color recognition and peripheral vision can be compromised in the dark, and the glare of headlights from oncoming vehicles can temporarily blind a driver. Even with high-beam headlights on, visibility is limited to about 500 feet (250 feet for normal headlights) creating less time to react to something in the road, especially when driving at high speeds.

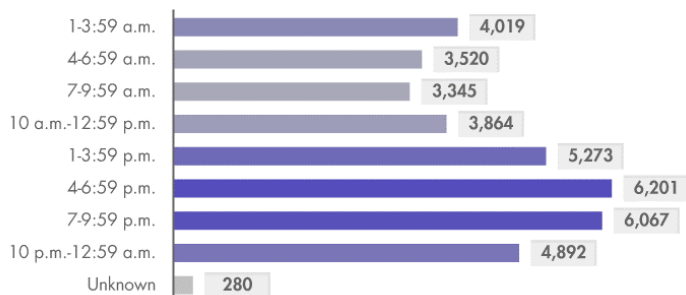
National Truck Driver Appreciation Week, an annual celebration of America's 3.5 million professional truck drivers, is the motoring public's opportunity to thank truck drivers for delivering critical goods to their communities. Because professional truck drivers deliver hotdogs, drinks, hats, and everything that goes into America's favorite pastime, ATA decided to honor truck drivers on Friday, September 13 with special recognition at Nationals Park in Washington, DC during the Washington Nationals vs. Atlanta Braves game.

This year, National Truck Driver Appreciation Week runs September 8-14. Trucking industry organizations honor truck drivers by hosting company barbeques, offering safety bonuses, handing out safety awards, and making other special efforts. [Trucking Moves America Forward](#), the trucking's industry-wide image movement, is again offering state trucking associations partnership opportunities on strategically


located National Truck Driver Appreciation Week billboards.

Steps to

Total fatalities by time of day



Improve Night Driving Safety



Experts say it's the simple things that enhance safety: wearing a seat belt, driving the right speed for the conditions and paying attention to the road. But those are the very things most drivers involved in accidents neglect to do.


According to the National Highway Traffic Safety Administration

(NHTSA), ninety-five percent of crashes are caused by human error, but 75% of drivers say they're more careful than most other drivers.

Night vision is the ability to see well in low-light conditions. And as we age, we have greater difficulty seeing at night. For example, the U.S. Bureau of Labor Statistics says the average age of a commercial truck driver is 55 years, and according to the American Optometric Association (AOA), a driver over the age of 50 may need twice as much light to see as well as a 30-year-old. Some older drivers also may have compromised vision due to cataracts and degenerative eye diseases.

The AOA recommends all drivers:

- Reduce speed
- Dim your dashboard lights
- Avoid using any other lights in your cab
- Look away from oncoming lights
- If you wear glasses, make sure they're anti-reflective
- Clean the windshield to eliminate streaks
- Slow down to compensate for limited visibility and reduced stopping time
- Minimize distractions, like talking with passengers or listening to the radio
- Check with your doctor about side effects of prescription drugs



More Critical Tips for Safe Driving at Night

CVSA's Brake Safety Week is Sept. 15-21st




The Commercial Vehicle Safety Alliance's (CVSA) Brake Safety Week is scheduled for Sept. 15-21.

Throughout that week, enforcement officials will conduct roadside safety inspections on commercial motor vehicles throughout North America. Vehicles with critical brake violations, or other critical vehicle inspection item violations, will be restricted from traveling until those violations are corrected. Vehicles without critical vehicle inspection item violations are eligible to receive a CVSA decal indicating that the vehicle passed inspection.

During this year's Brake Safety Week, inspectors will be paying special attention to brake hoses/tubing. While checking these brake system components is always part of the North American Standard Inspection Program, CVSA is highlighting brake hoses/tubing as a reminder of their importance to vehicle mechanical fitness and safety.

Register Now to Attend an Idealease/NPTC Safety Seminar This Fall!

- Headlamps should be on about an hour before dusk. This makes it easier for you to see as the sun sets, but also makes you more visible to other drivers. Of course, during times of bad weather, consider using your lights regardless of the time of day. Thunderstorms, for example, can bring in dark clouds that turn the sky almost as dark as night. You should be courteous enough to make it easier for others to see you. If it is even questionable, why not use your lights? It can't do any harm, unless it's a case of using your high beams and making it difficult for drivers you are sharing the road with to be able to see anything.
- Avoid following too closely, especially during dark hours and when weather is bad. There are several reasons this is a terrible rule to break during night driving. One is that you make the other driver nervous, which makes him or her more likely to react badly to something in the road and cause a wreck. Also, the closer your headlights are, the brighter they can seem and more distracting they can be. Again, this makes the driver ahead of you nervous and can also limit his or her visibility and end up causing problems. Another reason you should try to increase the following distance between you and the car in front of you is that during the dark, night hours, your visibility in front of the car in front of you is lessened. During the day, you can see and, therefore, react better to things that may be a problem ahead on the road or off to the side. With limited sight distance, you are setting yourself up to have problems.



- The best way to avoid an incident at night is to watch for lights and movement and keep checking your mirrors. It is as important to keep an eye out for other cars' headlights as it is to spot other things, such as cars without headlights. At night it is harder to see animals on the side of the road, children still playing in the street or debris that could already be present or become a problem. Stay alert by checking mirrors regularly enough to be aware of what is happening all around you. That also means being at the top of your game for defensive driving skills. Sometimes, especially at night, it's more about watching for other driver's mistakes than having to worry about your own. That said, also make sure you keep your mirrors clean and have them pointed in a direction that will make it easier for you to see but also lose any glare, if possible.

Is Your Fleet Prepared for Night Driving?

A properly performed Pre-trip Inspection will allow the driver to verify their vehicle is safe for driving at night and reduce the risks of getting stranded alongside the road! Here is some advice to consider before turning the ignition:

- Properly aligned headlights will help you see the road better and prevent you from blinding oncoming drivers



The fall schedule has now been released. Join us at a safety seminar in August, September or October to hear the latest updates on regulations and compliance.

Fall 2019

8/21/2019	San Leandro, CA
9/10/2019	Chattanooga, TN
9/11/2019	Chattanooga, TN
9/12/2019	Nashville, TN
9/17/2019	Louisville, KY
9/18/2019	Green Bay, WI
9/19/2019	Springfield, IL
10/3/2019	Erie, PA
10/8/2019	Chicago, IL
10/8/2019	Everett, WA
10/9/2019	Eugene, OR
10/15/2019	Reno, NV
10/22/2019	Salt Lake City, UT
10/23/2019	Lexington, KY
10/23/2019	Modesto/Turlock, CA

Idealease and the National Private Truck Council NPTC will again be hosting safety seminars in 2019.

The one-day seminar this year will focus on new safety technologies available on trucks today, basic safety and compliance, regulation changes and CSA.

The seminars will be provided to all Idealease customers, potential customers and NPTC members at no charge. The seminar provides important information applicable for both the novice and experienced transportation professionals. To register for an upcoming seminar in the Fall of 2019 click on the below link:

http://www2.idealease.com/e/36492/safety-seminar-registration/5nhmrb/735463131?h=AGaXl-Sq9A-86cz3PiWc_wDNUt7uw49eDZ0yTVep3uM

Register Your Employees for the



- Check that all exterior lights work properly - front and rear, brake lights, turn signals and high beams
- Lighting must also be clean as dirty headlights can greatly reduce effectiveness
- Ensure your windows are clean (inside and outside). Dirty windows can add to glare and

impair vision, making it more difficult to see

- Your windshield wipers must be fully functional as risks increase driving in bad weather at night
- Check that there is enough windshield washer fluid in the tank
- Adjust outside mirrors so that the bodywork of the vehicle is just outside of the driver's view. Exterior mirrors that are properly aligned not only reduce blind spots, they also reduce glare from vehicles behind you

Safety Bulletin or View Archives of Past Bulletins

SIGN UP FOR SAFETY BULLETINS

Email *

First Name *

Last Name *

Job Title *

Company *

SUBMIT

Defensive Driving at Night



Driving at night requires defensive and thoughtful driving! Here is some advice on safe driving techniques:

- Plan your route so you're aware of any steep descents, sharp corners and other hazards specific to that route.
- Remain very alert to vulnerable road users such as pedestrians and cyclists and avoid any distractions when driving.
- Avoid glare from oncoming vehicles by watching the right edge of the road and using it as a steering guide.
- Slow down. Always make sure you can stop within the distance you can see ahead. Never overdrive your headlights.
- A safe speed should enable you to brake or maneuver to avoid a hazard without endangering those around you, and to stop within the distance you can see to be clear.
- On rural and less well-maintained roads a slower speed is necessary to spot pot-holes and to evade driving through them.
- Increase following distance to increase crash avoidance space.
- If you feel tired, stop and take a break.
- Keep your eyes moving and watch for flashes of light - at the top of hills, at road bends and intersections - that may indicate the headlights of other cars.

- Remain cautious to animals on the road – you may see the eyes of the animal reflect in the headlights long before you see the animal.
 - Swerving is no guarantee that you'll miss the animal, and creates a much more dangerous situation for everyone. Hold your lane, keep the wheel straight, and apply the brakes as firmly as possible while still maintaining control.
- Be extra cautious at all intersections when driving at night – watching for vehicles that drive through stop lights.
- Approach slowly, look both ways and proceed with caution - do not assume safety!
- Do not use cruise control when driving at night – keep both hands on the steering wheel and all your focus on steering the vehicle safely!

[follow on Instagram](#) | [follow on Twitter](#) | [friend on Facebook](#) | [follow on LinkedIn](#) | [follow on Vimeo](#)

The Idealease Safety Bulletin is provided for Idealease affiliates and their customers and is not to be construed as a complete or exhaustive source of compliance or safety information. The Idealease Safety Bulletin is advisory in nature and does not warrant, guarantee, or otherwise certify compliance with laws, regulations, requirements, or guidelines of any local, state, or Federal agency and/or governing body, or industry standards.

Copyright © 2019, All rights reserved.

Our mailing address is:
430 North Rand Road
North Barrington, IL 60010

[update subscription preferences](#)